



Premium Quality



Environmentally Friendly

72

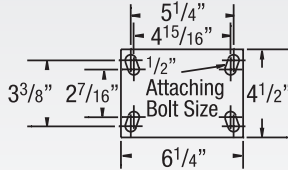
Medium Heavy Duty Casters

CAPACITY TO 1600



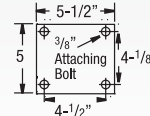
This heavy duty hot forged steel caster is designed for extended life in rugged applications. They will outperform cold forged or stamped steel casters in swivel applications requiring severe service.

MOUNTING OPTIONS Standard Plate

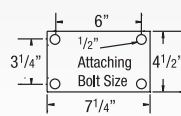


Special Order Plates

Optional D Plate



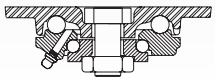
Optional W Plate



TYPICAL APPLICATIONS

- Production racks and fixtures
- Live skids and Box trucks

SWIVEL CROSS SECTION



FEATURES

- **Top Plate:** Rugged AISI 1045 Drop forged steel for maximum strength
- **Swivel Section:** Double ball bearing "deep-groove" load and machined component thrust raceways
- **Legs:** 1/4" steel, engineered to increase strength and welded construction
- **King Bolt:** 3/4" diameter heat treated bolt and nut for enhanced load capacity
- **Axle:** 1/2" diameter, hollow, with lock nut. Solid axle on ball, and Oilex bearings
- **Lubrication:** Zerk fitting in swivel section and in recessed head of hollow axle
- Alternate or custom caster configurations available

RIG OPTIONS

- Neoprene **sealed swivel** section specify **NS72**
- **Heat treated raceway** specify **HT02**
- **Hollow axle** for plain bore and Oilex applications specify **ZF07** (For up to 2" wide wheels)
- **NSF Listed** for food service industry specify **NSF**

BRAKE OPTIONS

To order, add brake code below to end of model. Example: 72XS06201**SCB72**

Cam specify **CB72**



Face specify **FBB**

Single Side specify **SSB72**. Double Sided specify **DSB72**



Poly Cam specify **P**



Swivel Lock (welded) specify **L**



Hand operated field installable swivel lock order **SL720000** separately



BEARING OPTIONS



	Wheel Diameter (Inches)	Tread Width (Inches)	Capacity (Lbs) (Rated for manual operation)	Overall Height (Inches)	Swivel Lead (Inches)	Approx. Wt. (Lbs)	Base Caster Number+
--	-------------------------	----------------------	---	-------------------------	----------------------	-------------------	---------------------

Moldon Rubber on Cast Iron (01, 07 Roller Bearing)							
MR	4	2	300	5 ⁵ / ₈	1 ⁷ / ₁₆	8	72MR04201
	5	2	450	6 ¹ / ₂	1 ¹³ / ₁₆	8 ¹ / ₂	72MR05201
	6	2	500	7 ¹ / ₂	2 ¹ / ₄	9	72MR06201
	6	2 ¹ / ₂	700	7 ¹ / ₂	2 ¹ / ₄	15 ¹ / ₂	72MR06407
	8	2	600	10 ¹ / ₈	2 ¹ / ₄	14	72MR08201
	8	2 ¹ / ₂	850	10 ¹ / ₈	2 ¹ / ₄	16 ³ / ₄	72MR08407
	10	2 ¹ / ₂	950	11 ¹ / ₂	2 ¹ / ₄	20 ³ / ₄	72MR10407

Heavy Duty Moldon Rubber on Cast Iron (01, 07 Roller Bearing)							
MH	5	2	700	6 ¹ / ₂	1 ¹³ / ₁₆	8 ¹ / ₂	72MH05201
	6	2	820	7 ¹ / ₂	2 ¹ / ₄	9	72MH06201
	8	2	1000	10 ¹ / ₈	2 ¹ / ₄	14	72MH08201
	8	2 ¹ / ₂	1300	10 ¹ / ₈	2 ¹ / ₄	16 ³ / ₄	72MH08407
	10	2 ¹ / ₂	1500	11 ¹ / ₂	2 ¹ / ₄	20 ³ / ₄	72MH10407

Moldon Rubber on Aluminum (01 Roller Bearing)							
MD	4	2	400	5 ⁵ / ₈	1 ⁷ / ₁₆	8	72MD04201
	5	2	500	6 ¹ / ₂	1 ¹³ / ₁₆	8 ¹ / ₂	72MD05201
	6	2	550	7 ¹ / ₂	2 ¹ / ₄	9	72MD06201
	8	2	600	10 ¹ / ₈	2 ¹ / ₄	11 ¹ / ₄	72MD08201

	Wheel Diameter (Inches)	Tread Width (Inches)	Capacity (Lbs) (Rated for manual operation)	Overall Height (Inches)	Swivel Lead (Inches)	Approx. Wt. (Lbs)	Base Caster Number+
--	-------------------------	----------------------	---	-------------------------	----------------------	-------------------	---------------------

X-tra Soft Flat Tread (01 Roller Bearing)*							
XS	4	2	400	5 ⁵ / ₈	1 ⁷ / ₁₆	7 ¹ / ₄	72XS04201
	5	2	500	6 ¹ / ₂	1 ¹³ / ₁₆	7 ³ / ₄	72XS05201
	6	2	600	7 ¹ / ₂	2 ¹ / ₄	8 ¹ / ₂	72XS06201
	8	2	675	10 ¹ / ₈	2 ¹ / ₄	10 ¹ / ₄	72XS08201

Prevenz™ antimicrobial models available. Add PREV to end of model.
*Precision Ball (28) Bearings available.
Change "01" to "28" bearing code. Precision Ball example: 72XS04228.

X-tra Soft Round Tread (01 Roller Bearing)*							
XR	6	2	450	7 ¹ / ₂	2 ¹ / ₄	8 ¹ / ₁	72XR06201
	8	2	600	10 ¹ / ₈	2 ¹ / ₄	10 ¹ / ₄	72XR08201

Prevenz™ antimicrobial models available. Add PREV to end of model.
*Precision Ball (28) bearings available.
Change "01" to "28" bearing code. Precision Ball example: 72XR06228.


Continue on next page >>


72 SERIES • CAPACITY TO 1600


MEDIUM HEAVY DUTY CASTERS


72 Series Continued


+ For swivel models add "S", for rigid model add "R" to end of base caster number.


	Wheel Diameter (Inches)	Tread Width (Inches)	Capacity (Lbs) (Rated for manual operation)	Overall Height (Inches)	Swivel Lead (Inches)	Approx. Wt. (Lbs)	Base Caster Number+
Polyurethane on Aluminum Crown Tread (01 Roller Bearing)							
PD 	4	2	700	55/8	17/16	73/4	72PD04201
	5	2	1050	61/2	113/16	81/2	72PD05201
	6	2	1230	71/2	21/4	9	72PD06201
	8	2	1500	101/8	21/4	11	72PD08201


	Wheel Diameter (Inches)	Tread Width (Inches)	Capacity (Lbs) (Rated for manual operation)	Overall Height (Inches)	Swivel Lead (Inches)	Approx. Wt. (Lbs)	Base Caster Number+
Polyurethane on Cast Iron (01 Roller Bearing)							
PI 	6	2 1/2	1200	7 1/2	2 1/4	12 1/2	72PI06401
	8	2 1/2	1500	10 1/8	2 1/4	16	72PI08401
	10	2 1/2	1500	11 1/2	2 1/4	17	72PI10401


	Wheel Diameter (Inches)	Tread Width (Inches)	Capacity (Lbs) (Rated for manual operation)	Overall Height (Inches)	Swivel Lead (Inches)	Approx. Wt. (Lbs)	Base Caster Number+
Polyurethane on Aluminum Round Tread (28 Precision Ball Bearing)							
AX 	4	2	800	55/8	17/16	9	72AX04228
	5	2	1000	61/2	113/16	8 1/4	72AX05228
	6	2	1250	71/2	2 1/4	9 1/4	72AX06228
	8	2	1500	10 1/8	2 1/4	12 1/4	72AX08228
	85 Shore A						

	Wheel Diameter (Inches)	Tread Width (Inches)	Capacity (Lbs) (Rated for manual operation)	Overall Height (Inches)	Swivel Lead (Inches)	Approx. Wt. (Lbs)	Base Caster Number+
Polyurethane on Aluminum Round Tread (28 Precision Ball Bearing)							
PM 	5	2	1000	6 1/2	1 13/16	8 1/4	72PM05228
	6	2	1250	7 1/2	2 1/4	9 1/4	72PM06228
	8	2	1500	10 1/8	2 1/4	12 1/4	72PM08228
	95 Shore A						


	Wheel Diameter (Inches)	Tread Width (Inches)	Capacity (Lbs) (Rated for manual operation)	Overall Height (Inches)	Swivel Lead (Inches)	Approx. Wt. (Lbs)	Base Caster Number+
Polyurethane on Cast Iron (01 & 07 Roller Bearing)							
PY 	4	2	750	55/8	2 1/4	10 3/4	72PY04201
	5	2	1050	6 1/2	1 13/16	8 3/4	72PY05201
	6	2	1200	7 1/2	2 1/4	12 3/4	72PY06201
	6	2 1/2	1600	7 1/2	2 1/4	13 3/4	72PY06407
	8	2	1500	10 1/8	2 1/4	16 1/2	72PY08201
	8	2 1/2	1600	10 1/8	2 1/4	17 1/2	72PY08407
	10	2 1/2	1600	11 1/2	2 1/4	19	72PY10407
	80A Durometer available, add "80A" to end of caster number. 80A capacity reduced by approximately 20%. Swivel example: 16PY06201S80A.						


	Wheel Diameter (Inches)	Tread Width (Inches)	Capacity (Lbs) (Rated for manual operation)	Overall Height (Inches)	Swivel Lead (Inches)	Approx. Wt. (Lbs)	Base Caster Number+
Polyurethane on Polypropylene (01 Roller Bearing)							
XA 	4	2	600	55/8	17/16	7 1/4	72XA04201
	5	2	750	6 1/2	1 13/16	7 3/4	72XA05201
	6	2	900	7 1/2	2 1/4	8 1/2	72XA06201
	8	2	1000	10 1/8	2 1/4	10 1/4	72XA08201
	Prevenz™ antimicrobial models available. Add PREV to end of caster number.						

	Wheel Diameter (Inches)	Tread Width (Inches)	Capacity (Lbs) (Rated for manual operation)	Overall Height (Inches)	Swivel Lead (Inches)	Approx. Wt. (Lbs)	Base Caster Number+
X-Treme™ Solid Polyurethane (01 Roller Bearing)*							
XI 	4	2	1000	55/8	17/16	7 1/2	72XI04201
	5	2	1000	6 1/2	1 13/16	8 1/2	72XI05201
	6	2	1000	7 1/2	2 1/4	9 1/2	72XI06201
	8	2	1000	10 1/8	2 1/4	11 3/4	72XI08201
	*Drawn Cup Roller (02), Bronze (22), Pedestal Precision (29) bearings available. Change "01" to other bearing code. Pedestal Precision example: 72XI04229.						

	Wheel Diameter (Inches)	Tread Width (Inches)	Capacity (Lbs) (Rated for manual operation)	Overall Height (Inches)	Swivel Lead (Inches)	Approx. Wt. (Lbs)	Base Caster Number+
X-Treme™ Plus Solid Polyurethane (28 Precision Ball Bearing)*							
XP 	4	2	1400	55/8	17/16	7 1/2	72XP04228
	5	2	1200	6 1/2	1 13/16	8 1/2	72XP05228
	6	2	1400	7 1/2	2 1/4	9 1/2	72XP06228
	8	2	1200	10 1/8	2 1/4	10	72XP08228
	*Drawn Cup Roller (02), Bronze (22), Pedestal Precision (29) bearings available. Change "01" to other bearing code. Pedestal Precision example: 72XP04229.						


+ For swivel models add "S", for rigid model add "R" to end of base caster number.


	Wheel Diameter (Inches)	Tread Width (Inches)	Capacity (Lbs) (Rated for manual operation)	Overall Height (Inches)	Swivel Lead (Inches)	Approx. Wt. (Lbs)	Base Caster Number+
Phenolic (01, 07 Roller Bearing)							
TM 	4	2	800	55/8	17/16	7 1/2	72TM04201
	5	2	1000	6 1/2	1 13/16	8 1/2	72TM05201
	6	2	1200	7 1/2	2 1/4	9 1/2	72TM06201
	6	2 1/2	1600	7 1/2	2 1/4	10 3/4	72TM06407
	8	2	1400	10 1/8	2 1/4	11 3/4	72TM08201
	8	2 1/2	1600	10 1/8	2 1/4	13 1/4	72TM08407
	10	2 1/2	1600	11 1/2	2 1/4	15	72TM10407


	Wheel Diameter (Inches)	Tread Width (Inches)	Capacity (Lbs) (Rated for manual operation)	Overall Height (Inches)	Swivel Lead (Inches)	Approx. Wt. (Lbs)	Base Caster Number+
Maxim® (01 Roller Bearing)*							
NG 	4	2	800	55/8	17/16	7 1/2	72NG04201
	5	2	1000	6 1/2	1 13/16	8 1/2	72NG05201
	6	2	1200	7 1/2	2 1/4	9 1/2	72NG06201
	8	2	1400	10 1/8	2 1/4	11 3/4	72NG08201


Prevenz™ antimicrobial models available. Add PREV to end of model.


*Drawn Cup Roller (02), Bronze (22), Pedestal Precision (29) bearings available. Change "01" to other bearing code. Pedestal Precision example: 72NG04229.

	Wheel Diameter (Inches)	Tread Width (Inches)	Capacity (Lbs) (Rated for manual operation)	Overall Height (Inches)	Swivel Lead (Inches)	Approx. Wt. (Lbs)	Base Caster Number+
Trionix™ High Impact Polymer (28 Precision Ball Bearing)							
NX 	4	2	1600	55/8	17/16	9	72NX04228
	5	2	1600	6 1/2	1 13/16	10 1/2	72NX05228
	6	2	1600	7 1/2	2 1/4	12 1/2	72NX06228
	6	2 1/2	1600	7 1/2	2 1/4	13	72NX06428
	8	2	1600	10 1/8	2 1/4	15 3/4	72NX08228
	8	2 1/2	1600	10 1/8	2 1/4	16 1/4	72NX08428

	Wheel Diameter (Inches)	Tread Width (Inches)	Capacity (Lbs) (Rated for manual operation)	Overall Height (Inches)	Swivel Lead (Inches)	Approx. Wt. (Lbs)	Base Caster Number+
Cast Iron (01 & 07 Roller Bearing)							
CA 	4	17/8	1000	55/8	17/16	9 1/4	72CA04201
	5	17/8	1300	6 1/2	1 13/16	10 3/4	72CA05201
	6	17/8	1400	7 1/2	2 1/4	12 3/4	72CA06201
	6	2 1/2	1600	7 1/2	2 1/4	16 1/2	72CA06407
	8	2	1600	10 1/8	2 1/4	16	72CA08201
	8	2 1/2	1600	10 1/8	2 1/4	18 1/4	72CA08407

	Wheel Diameter (Inches)	Tread Width (Inches)	Capacity (Lbs) (Rated for manual operation)	Overall Height (Inches)	Swivel Lead (Inches)	Approx. Wt. (Lbs)	Base Caster Number+
Heavy Duty Cast Iron (01 Roller Bearing)							
CH 	5	2	1500	6 1/2	1 13/16	11 3/4	72CH05201
	6	2	1600	7 1/2	2 1/4	14	72CH06201
	8	2	1600	10 1/8	2 1/4	17	72CH08201

	Wheel Diameter (Inches)	Tread Width (Inches)	Capacity (Lbs) (Rated for manual operation)	Overall Height (Inches)	Swivel Lead (Inches)	Approx. Wt. (Lbs)	Base Caster Number+
Drop Forged Steel (01 Roller Bearing)*							
FS 	4	1 1/2	1400	55/8	17/16	9 1/4	72FS04101
	5	1 3/4	1500	6 1/2	1 13/16	12	72FS05201
	6	2	1600	7 1/2	2 1/4	13	72FS06201
	*Tapered Roller bearings (09) available. Change "01" to other bearing code. Example: 72FS04109.						

	Wheel Diameter (Inches)	Tread Width (Inches)	Capacity (Lbs) (Rated for manual operation)	Overall Height (Inches)	Swivel Lead (Inches)	Approx. Wt. (Lbs)	Base Caster Number+
Ductile Iron Crowned Tread (01 Roller Bearing)*							
FR, FM 	5	2	1500	6 1/2	1 13/16	11 3/4	72FR05201
	6	2	1600	7 1/2	2 1/4	14	72FR06201
	6	2 1/2	1600	7 1/2	2 1/4	15	72FR06401
	8	2	1600	10 1/8	2 1/4	17	72FR08201
	*Tapered Roller (09) and Precision Ball (28) bearings available. Change "01" to other bearing code. Tapered Roller example: 72FR05209. Note: Ductile Iron Flat Tread (FM) models available. Change FR wheel code to FM. Example: 72FM05201.						