

Omega

Features

- Precision ball bearing wheels for smooth, quiet, and easy rollability
- Fully heat treated
- Dual ball bearing raceways
- High luster chrome or black finish
- Matching thread guards

Applications

- Furniture
- IV Poles
- Seating
- Medical Equipment
- Electronic Equipment

Options

- **Brakes:** Tread brake uniformly integrated into body design for smooth look and ease of activation. Add **[B]** to end of model.
- **Bolt-In Stems:** available for 403 hollow kingpin models.



Wheel Selection



	Vipor	NPR	MonoTech
Floor Protection ¹	✓+	✓+	✓+
Non-Marking	✓+	✓+	✓+
Durability	✓+	✓+	✓+
Cushioned Ride	✓	✓+	✓+
Chemical Resistance	✓+	✓	✓+

¹See page 48 for application details.

Finish Selection



Bright Chrome

Black

Black finish available on 3" MonoTech models; consult factory for other requirements.

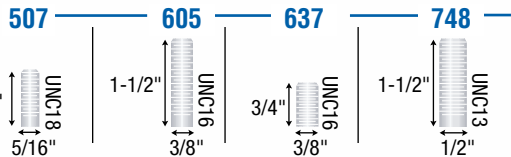
MonoTech Facts

1. Provides ultimate floor protection and a quiet, cushioned ride.
2. Rolls over obstacles with ease.
3. Will not flat spot and is excellent on any floor type.
4. Rejects floor debris, including metal shavings and glass.

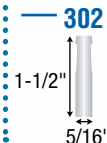
Wheel Diameter (Inches)	Tread Width (Inches)	Mounting Height (Inches)	Swivel Radius (Inches)	Tread Type	Finish	Dynamic Load (Pounds)	Base Model Number (Add fastening code)	Fastening Selection ²
2"	15/16"	2-3/4"	2"	Neoprene	Bright Chrome	75	POM20___BC-NPR	Threaded: 507, 637, 605 Grip Ring: 223
			Brake: 2-1/2"					
3"	15/16"	3-7/8"	2-7/8"	MonoTech	Bright Chrome	110	POM30___BC-MNT	Threaded: 507, 605, 637, 748 Grip Neck: 302 Round: 419 Grip Ring: 242, 222, 223, 211 Hollow Kingpin: 403 Plate: 134
			Brake: 3-1/8"	MonoTech	Black	110	POM30___BZ-MNT	
				Vipor	Bright Chrome	120	POM30___BC-VPR33(CK)	

²To order, include blue fastener code in Base Model Number. Example: POM30**507**BC-MNT

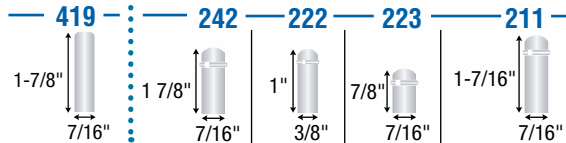
Threaded Stem



Grip Neck Round



Grip Ring



Socket Options

Shepherd has many solutions to help you mount your casters to your equipment quickly and easily. See pages 56-57 for more information.

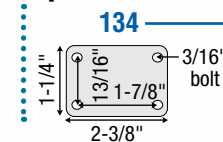


3" brake model

2" standard and brake model



Top Plate



Hollow Kingpin

