

S310 Contender Spring Loaded Kingpinless Casters

CAPACITY TO 3000

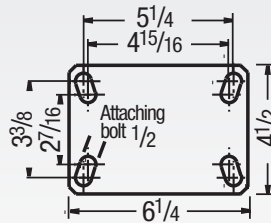


Designed from high quality, heat treated AISI 1045 stamped steel. Zinc plating delivers greater corrosion resistance than paint. Inside and outside welds deliver superior strength.

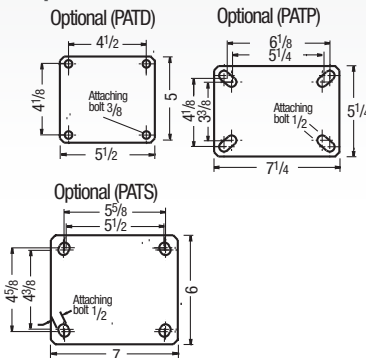
Great capacity and shock protection. Noise levels are reduced through the dampening effect of these casters.

Capacities listed at 50% of wheel deflection (21/32"). Total wheel deflection is 1-5/16".

MOUNTING OPTIONS Standard Plate




Special Order Plates



TYPICAL APPLICATIONS

- Conveyor-drawn tow-trucks
- Heavy duty bakery racks
- Production dollies
- Heavy duty dough troughs
- Aviation Ground Support
- Aircraft Tripod Jacks
- Shock Sensitive Loads

SWIVEL CROSS SECTION



+ For swivel models add "S", for rigid model add "R" to end of base caster number.

Molded Rubber on Cast Iron (09 Tapered Roller Bearing)*

MR/MH	Wheel Diameter (Inches)	Tread Width (Inches)	Capacity (Lbs) (Roller for manual operation)	Overall Height (Inches)	Swivel Lead (Inches)	Base Caster Number+
	6	2 1/2	700	10 7/8	4 7/8	S310MR06409
	6	3	750	10 7/8	4 7/8	S310MR06509
	8	2 1/2	850	11 7/8	4 7/8	S310MR08409
	8	3	900	11 7/8	4 7/8	S310MR08509
	10	2 1/2	950	14	4 7/8	S310MR10409
	10	2 1/2**	1500	14	4 7/8	S310MH10409
	10	3	1000	14	4 7/8	S310MR10509
	10	3**	1800	14	4 7/8	S310MH10509
	12	2 1/2	950	16	5 11/16	S310MR12409
	12	2 1/2**	1700	16	5 11/16	S310MH12409
	12	3	1200	16	5 11/16	S310MR12509

*Roller (01) bearings available. To order change "09" to "01". Example: S310MR10401.

**Heavy-duty MH version of wheel.



Premium Quality



Environmentally Friendly



Towing^

FEATURES

- **Load Springs:** Protect from damaging shocks and reduce noise levels through the dampening effect of the springs
- **Top Plate:** 5/16" AISI 1045 heat treated steel welded inside and out for longer life
- **Swivel Section:** One row of 1/2" ball bearings mounted in a heat treated precision machined raceway. Zerk in swivel section
- **Yoke Base:** Notched AISI 1045 heat treated steel
- **Legs:** welded inside and out
- **Axle:** 3/4" diameter
- **Finish:** Zinc plating
- Alternate or custom caster configurations available

RIG OPTIONS

- For non-spring loaded versions, see 310 Series on pages 48-49
- 310 Optional Plates also available, consult factory

BRAKE OPTIONS

Consult factory

+ For swivel models add "S", for rigid model add "R" to end of base caster number.

Mold-on Polyurethane on Aluminum (01 Roller Bearing)*

PD	Wheel Diameter (Inches)	Tread Width (Inches)	Capacity (Lbs) (Roller for manual operation)	Overall Height (Inches)	Swivel Lead (Inches)	Base Caster Number+
	8	2 1/2	2010	11 7/8	4 7/8	S310PD08401
	8	3	2520	11 7/8	4 7/8	S310PD08501
	10	2 1/2	2370	14	4 7/8	S310PD10401
	10	3	3000	14	4 7/8	S310PD10501

Standard durometer 60 Shore D. Other durometers available.
*Tapered Roller (09) bearings available. To order change "01" to "09".
Example: S310PD10409.

Polyurethane on Cast Iron (09 Tapered Roller Bearing)*

PY	Wheel Diameter (Inches)	Tread Width (Inches)	Capacity (Lbs) (Roller for manual operation)	Overall Height (Inches)	Swivel Lead (Inches)	Base Caster Number+
	6	2 1/2	1600	10 7/8	4 7/8	S310PY06409
	6	3	2000	10 7/8	4 7/8	S310PY06509
	8	2 1/2	2000	11 7/8	4 7/8	S310PY08409
	8	3	2500	11 7/8	4 7/8	S310PY08509
	10	2 1/2	2300	14	4 7/8	S310PY10409
	10	3	3000	14	4 7/8	S310PY10509
	12	2 1/2	2700	16	5 11/16	S310PY12409
	12	3	3000	16	5 11/16	S310PY12509

95 Shore A

80 Shore A

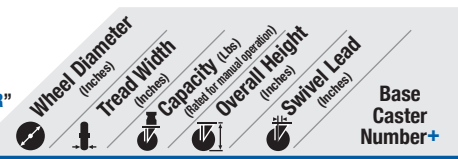
*Roller (01) bearings available. To order change "09" to "01".
Example: S310PY10401.
80A Durometer available, add "80A" to end of caster number.
80A capacity reduced by approximately 20%.
Swivel example: S310PY06409S80A.
For 70D consult factory.

Thick Tread Polyurethane (09 Tapered Roller Bearing)*

PX	Wheel Diameter (Inches)	Tread Width (Inches)	Capacity (Lbs) (Roller for manual operation)	Overall Height (Inches)	Swivel Lead (Inches)	Base Caster Number+
	6	3	2250	10 7/8	4 7/8	S310PX06509
	8	3	2780	11 7/8	4 7/8	S310PX08509
	10	2 1/2	2600	14	4 7/8	S310PX10409
	10	3	3000	14	4 7/8	S310PX10509
	12	3	3000	16	5 11/16	S310PX12509

Standard durometer 95 Shore A. Other durometers available.
*Roller (01) bearings available. To order change "09" to "01".
Example: S310PX10401.

+ For swivel models add "S", for rigid model add "R" to end of base caster number.



Aubin Industries Swivel-EAZ® Crown Tread (28 Prec. Ball Bearing)

Model	Wheel Diameter (inches)	Tread Width (inches)	Capacity (lbs)	Overall Height (inches)	Swivel Lead (inches)	Base Caster Number+
EY	6	3	2137	107/8	47/8	S310EY06528
	8	3	3000	117/8	47/8	S310EY08528

Standard durometer 95 Shore A. Other durometers available.

Aubin Industries Swivel-EAZ® Flat Tread (28 Prec. Ball Bearing)

Model	Wheel Diameter (inches)	Tread Width (inches)	Capacity (lbs)	Overall Height (inches)	Swivel Lead (inches)	Base Caster Number+
EZ	6	3	2850	107/8	47/8	S310EZ06528
	8	3	3000	117/8	47/8	S310EZ08528
	10	3	3000	14	47/8	S310EZ10528

Standard durometer 95 Shore A. Other durometers available.

Polyurethane on Heavy Duty Cast Iron (28 Precision Ball Bearing)*

Model	Wheel Diameter (inches)	Tread Width (inches)	Capacity (lbs)	Overall Height (inches)	Swivel Lead (inches)	Base Caster Number+
PF	6	2 1/2	2900	107/8	47/8	S310PF06428
	8	2 1/2	3000	117/8	47/8	S310PF08428
	8	3	3000	117/8	47/8	S310PF08528
	10	3	3000	14	47/8	S310PF10528

95 Shore A

*Tapered Roller (09) bearings available. To order change "28" to "09". Example: S310PF10509.

Polyurethane Reactive on Iron (28 Precision Ball Bearing)*

Model	Wheel Diameter (inches)	Tread Width (inches)	Capacity (lbs)	Overall Height (inches)	Swivel Lead (inches)	Base Caster Number+
PR	10	3	2400	14	47/8	S310PR10528
	12	3	2800	16	5 11/16	S310PR12528

80 Shore A

*Tapered Roller (09) bearings available. To order change "28" to "09". Example: S310PR10509.

Vulkollan on Cast Iron (09 Tapered Roller Bearing)*

Model	Wheel Diameter (inches)	Tread Width (inches)	Capacity (lbs)	Overall Height (inches)	Swivel Lead (inches)	Base Caster Number+
VY	6	2 1/2	2350	107/8	47/8	S310VY06409
	8	2 1/2	2900	117/8	47/8	S310VY08409
	8	3	3000	117/8	47/8	S310VY08509
	10	3	3000	14	47/8	S310VY10509

*Roller (01) bearings available. To order change "09" to "01". Example: S310VY10401.

Thick Tread Vulkollan on Cast Iron (09 Tapered Roller Bearing)*

Model	Wheel Diameter (inches)	Tread Width (inches)	Capacity (lbs)	Overall Height (inches)	Swivel Lead (inches)	Base Caster Number+
VX	6	3	3000	107/8	47/8	S310VX06509
	8	3	3000	117/8	47/8	S310VX08509
	10	3	3000	14	47/8	S310VX10509

*Roller (01) bearings available. To order change "09" to "01". Example: S310VX10501.

X-treme Plus Solid Polyurethane (28 Precision Ball Bearing)

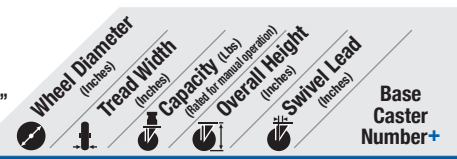
Model	Wheel Diameter (inches)	Tread Width (inches)	Capacity (lbs)	Overall Height (inches)	Swivel Lead (inches)	Base Caster Number+
XP	8	2 1/2	2000	117/8	47/8	S310XP08428
	8	3	2000	117/8	47/8	S310XP08528
	10	2 1/2	2500	14	47/8	S310XP10428
	10	3	2500	14	47/8	S310XP10528

Phenolic (01 Roller Bearing)*

Model	Wheel Diameter (inches)	Tread Width (inches)	Capacity (lbs)	Overall Height (inches)	Swivel Lead (inches)	Base Caster Number+
TM	6	2 1/2	1600	107/8	47/8	S310TM06401
	6	3	2000	107/8	47/8	S310TM06501
	8	2 1/2	2000	117/8	47/8	S310TM08401
	8	3	2500	117/8	47/8	S310TM08501
	10	2 1/2	2500	14	47/8	S310TM10401
	10	3	2900	14	47/8	S310TM10501
	12	2 1/2	3000	16	5 11/16	S310TM12401
	12	3	3000	16	5 11/16	S310TM12501

*Tapered Roller (09) bearings available. To order change "01" to "09". Example: S310TM10409.

+ For swivel models add "S", for rigid model add "R" to end of base caster number.



Trionix™ High Impact Polymer (28 Precision Ball Bearing)

Model	Wheel Diameter (inches)	Tread Width (inches)	Capacity (lbs)	Overall Height (inches)	Swivel Lead (inches)	Base Caster Number+
NX	6	2 1/2	3000	107/8	4-7/8	S310NX06428
	6	3	3000	107/8	4-7/8	S310NX06528
	8	2 1/2	3000	117/8	4-7/8	S310NX08428
	8	3	3000	117/8	4-7/8	S310NX08528
	10	2 1/2	3000	14	4-7/8	S310NX10428
	10	3	3000	14	4-7/8	S310NX10528

Cast Iron (01 Roller Bearing)*

Model	Wheel Diameter (inches)	Tread Width (inches)	Capacity (lbs)	Overall Height (inches)	Swivel Lead (inches)	Base Caster Number+
CA	6	2 1/2	2300	107/8	47/8	S310CA06401
	6	3	2800	107/8	47/8	S310CA06501
	8	2 1/2	2300	117/8	47/8	S310CA08401
	8	3	2800	117/8	47/8	S310CA08501
	10	2 1/2	2300	14	47/8	S310CA10401
	10	3	2800	14	47/8	S310CA10501
	12	3	2800	16	5 11/16	S310CA12501

*Tapered Roller (09) bearings available. To order change "01" to "09". Example: S310CA10409.

V-Groove Cast Iron (01 Roller Bearing)*

Model	Wheel Diameter (inches)	Tread Width (inches)	Capacity (lbs)	Overall Height (inches)	Swivel Lead (inches)	Base Caster Number+
VG/VF	6	2 1/2	2500	107/8	47/8	S310VG06401
	8	2 1/2	2500	117/8	47/8	S310VG08401
	8	3	2500	117/8	47/8	S310VG08501
	10	3	3000	14	47/8	S310VG10501

V-Groove Drop Forged Steel (01 Roller Bearing)

Model	Wheel Diameter (inches)	Tread Width (inches)	Capacity (lbs)	Overall Height (inches)	Swivel Lead (inches)	Base Caster Number+
8	3	3000	117/8	47/8	S310VF08501	

*Tapered Roller (09) bearings available. To order change "01" to "09". Example: S310VF10409.

Drop Forged Steel (01 Roller Bearing)*

Model	Wheel Diameter (inches)	Tread Width (inches)	Capacity (lbs)	Overall Height (inches)	Swivel Lead (inches)	Base Caster Number+
FS	6	2 1/2	3000	107/8	47/8	S310FS06401
	8	2 1/2	3000	117/8	47/8	S310FS08401
	8	3	3000	117/8	47/8	S310FS08501
	10	3	3000	14	47/8	S310FS10501

*Tapered Roller (09) bearings available. To order change "01" to "09". Example: S310FS10509.

Ductile Iron Crowned Tread (01 Roller Bearing)*

Model	Wheel Diameter (inches)	Tread Width (inches)	Capacity (lbs)	Overall Height (inches)	Swivel Lead (inches)	Base Caster Number+
FR	6	2 1/2	3000	107/8	47/8	S310FR06401
	6	3	3000	107/8	47/8	S310FR06501
	8	3	3000	117/8	47/8	S310FR08501
	10	3	3000	14	47/8	S310FR10501

*Tapered Roller (09) bearings available. To order change "01" to "09". Example: S310FR08509.

Ductile Iron Flat Tread (01 Roller Bearing)*

Model	Wheel Diameter (inches)	Tread Width (inches)	Capacity (lbs)	Overall Height (inches)	Swivel Lead (inches)	Base Caster Number+
FM	6	2 1/2	3000	107/8	47/8	S310FM06401
	6	3	3000	107/8	47/8	S310FM06501
	8	3	3000	117/8	47/8	S310FM08501
	10	3	3000	14	47/8	S310FM10501

*Tapered Roller (09) bearings available. To order change "01" to "09". Example: S310FM08509.

Ductile Iron V-Groove Tread (01 Roller Bearing)*

Model	Wheel Diameter (inches)	Tread Width (inches)	Capacity (lbs)	Overall Height (inches)	Swivel Lead (inches)	Base Caster Number+
VM	6	2 1/2	3000	107/8	47/8	S310VM06401
	6	3	3000	107/8	47/8	S310VM06501
	8	3	3000	117/8	47/8	S310VM08501
	10	3	3000	14	47/8	S310VM10501

*Tapered Roller (09) bearings available. To order change "01" to "09". Example: S310VM08509.