

S410

Contender Spring Loaded Kingpinless Casters

CAPACITY TO 3000



Designed from high quality, heat treated AISI 1045 stamped steel. Zinc plating delivers greater corrosion resistance than paint. Inside and outside welds deliver superior strength.


Greater capacity and better shock protection. Noise levels are reduced through the dampening effect of these casters.

Capacities listed at 50% of wheel deflection (21/32"). Total wheel deflection is 1-5/16".

TYPICAL APPLICATIONS

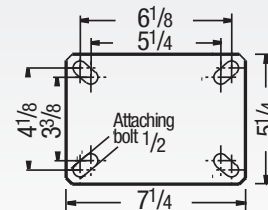
- Conveyor-drawn tow-trucks
- Heavy duty bakery racks
- Production dollies
- Heavy duty dough troughs
- Aviation Ground Support
- Aircraft Tripod Jacks
- Shock Sensitive Loads

SWIVEL CROSS SECTION

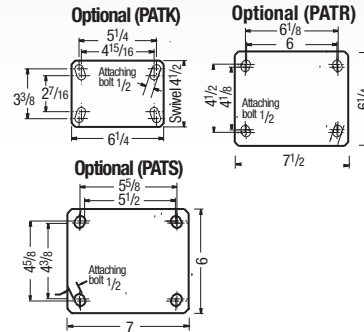


MOUNTING OPTIONS

Standard Plate



Special Order Plates



Premium Quality



Environmentally Friendly



Towing[^]

FEATURES

- **Load Springs:** Protect from damaging shocks and reduce noise levels through the dampening effect of the springs
- **Top Plate:** 3/8" AISI 1045 heat treated steel welded inside and out for longer life
- **Swivel Section:** One row of 1/2" ball bearings mounted in a heat treated precision machined raceway. ZerK in swivel section.
- **Yoke Base:** Notched AISI 1045 heat treated steel
- **Legs:** welded inside and out
- **Axle:** 3/4" diameter
- **Finish:** Zinc plating
- Alternate or custom caster configurations available

RIG OPTIONS

- For non-spring loaded versions, see 410 Series on pages 50-51
- S410 optional plates also available; consult factory

BRAKE OPTIONS

Consult factory

+ For swivel models add "S", for rigid model add "R" to end of base caster number.

Wheel Diameter (Inches)	Tread Width (Inches)	Capacity (Lbs) (Rate for manual operation)	Overall Height (Inches)	Swivel Lead (Inches)	Base Caster Number+
-------------------------	----------------------	---	-------------------------	----------------------	---------------------

Mold-on Polyurethane on Aluminum (01 Roller Bearing)*

PD	8	2 1/2	2010	117/8	47/8	S410PD08401
	8	3	2520	117/8	47/8	S410PD08501
	10	2 1/2	2370	14	47/8	S410PD10401
	10	3	3000	14	47/8	S410PD10501

Standard durometer 60 Shore D. Other durometers available.

*Tapered Roller (09) bearings available. To order change "01" to "09". Example: S410PD10409.

Polyurethane on Cast Iron (09 Tapered Roller Bearing)*

PY	6	2 1/2	1600	107/8	47/8	S410PY06409
	6 <td>3 <td>2000 <td>107/8 <td>47/8 <td>S410PY06509 </td></td></td></td></td>	3 <td>2000 <td>107/8 <td>47/8 <td>S410PY06509 </td></td></td></td>	2000 <td>107/8 <td>47/8 <td>S410PY06509 </td></td></td>	107/8 <td>47/8 <td>S410PY06509 </td></td>	47/8 <td>S410PY06509 </td>	S410PY06509
	8 <td>2 1/2 <td>2000 <td>117/8 <td>47/8 <td>S410PY08409 </td></td></td></td></td>	2 1/2 <td>2000 <td>117/8 <td>47/8 <td>S410PY08409 </td></td></td></td>	2000 <td>117/8 <td>47/8 <td>S410PY08409 </td></td></td>	117/8 <td>47/8 <td>S410PY08409 </td></td>	47/8 <td>S410PY08409 </td>	S410PY08409
	8 <td>3 <td>2500 <td>117/8 <td>47/8 <td>S410PY08509 </td></td></td></td></td>	3 <td>2500 <td>117/8 <td>47/8 <td>S410PY08509 </td></td></td></td>	2500 <td>117/8 <td>47/8 <td>S410PY08509 </td></td></td>	117/8 <td>47/8 <td>S410PY08509 </td></td>	47/8 <td>S410PY08509 </td>	S410PY08509
	10 <td>2 1/2 <td>2300 <td>14</td> <td>47/8 <td>S410PY10409 </td></td></td></td>	2 1/2 <td>2300 <td>14</td> <td>47/8 <td>S410PY10409 </td></td></td>	2300 <td>14</td> <td>47/8 <td>S410PY10409 </td></td>	14	47/8 <td>S410PY10409 </td>	S410PY10409
	10 <td>3 <td>3000 <td>14</td> <td>47/8 <td>S410PY10509 </td></td></td></td>	3 <td>3000 <td>14</td> <td>47/8 <td>S410PY10509 </td></td></td>	3000 <td>14</td> <td>47/8 <td>S410PY10509 </td></td>	14	47/8 <td>S410PY10509 </td>	S410PY10509
	12 <td>2 1/2 <td>2700 <td>16</td> <td>5 11/16</td> <td>S410PY12409 </td></td></td>	2 1/2 <td>2700 <td>16</td> <td>5 11/16</td> <td>S410PY12409 </td></td>	2700 <td>16</td> <td>5 11/16</td> <td>S410PY12409 </td>	16	5 11/16	S410PY12409
	12 <td>3 <td>3000 <td>16</td> <td>5 11/16</td> <td>S410PY12509 </td></td></td>	3 <td>3000 <td>16</td> <td>5 11/16</td> <td>S410PY12509 </td></td>	3000 <td>16</td> <td>5 11/16</td> <td>S410PY12509 </td>	16	5 11/16	S410PY12509

*Roller (01) bearings available. To order change "09" to "01".

Example: S410PY10401.

PY 80A

80 Shore A



80A Durometer available, add "80A" to end of caster number.

80A capacity reduced by approximately 20%.

Swivel example: S410PY06409S80A.

For 70D consult factory.

Thick Tread Polyurethane (09 Tapered Roller Bearing)*

PX	6	3	2250	107/8	47/8	S410PX06509
	8 <td>3 <td>2780 <td>117/8 <td>47/8 <td>S410PX08509 </td></td></td></td></td>	3 <td>2780 <td>117/8 <td>47/8 <td>S410PX08509 </td></td></td></td>	2780 <td>117/8 <td>47/8 <td>S410PX08509 </td></td></td>	117/8 <td>47/8 <td>S410PX08509 </td></td>	47/8 <td>S410PX08509 </td>	S410PX08509
	10 <td>2 1/2 <td>2600 <td>14</td> <td>47/8 <td>S410PX10409 </td></td></td></td>	2 1/2 <td>2600 <td>14</td> <td>47/8 <td>S410PX10409 </td></td></td>	2600 <td>14</td> <td>47/8 <td>S410PX10409 </td></td>	14	47/8 <td>S410PX10409 </td>	S410PX10409
	10 <td>3 <td>3000 <td>14</td> <td>47/8 <td>S410PX10509 </td></td></td></td>	3 <td>3000 <td>14</td> <td>47/8 <td>S410PX10509 </td></td></td>	3000 <td>14</td> <td>47/8 <td>S410PX10509 </td></td>	14	47/8 <td>S410PX10509 </td>	S410PX10509
	12 <td>3 <td>3000 <td>16</td> <td>5 11/16</td> <td>S410PX12509 </td></td></td>	3 <td>3000 <td>16</td> <td>5 11/16</td> <td>S410PX12509 </td></td>	3000 <td>16</td> <td>5 11/16</td> <td>S410PX12509 </td>	16	5 11/16	S410PX12509

Standard durometer 95 Shore A. Other durometers available.

*Roller (01) bearings available. To order change "09" to "01".

Example: S410PX10401.

Moldon Rubber on Cast Iron (09 Tapered Roller Bearing)*

MR/MH	6	2 1/2	700	107/8	47/8	S410MR06409
	6 <td>3 <td>750 <td>107/8 <td>47/8 <td>S410MR06509 </td></td></td></td></td>	3 <td>750 <td>107/8 <td>47/8 <td>S410MR06509 </td></td></td></td>	750 <td>107/8 <td>47/8 <td>S410MR06509 </td></td></td>	107/8 <td>47/8 <td>S410MR06509 </td></td>	47/8 <td>S410MR06509 </td>	S410MR06509
	8 <td>2 1/2 <td>850 <td>117/8 <td>47/8 <td>S410MR08409 </td></td></td></td></td>	2 1/2 <td>850 <td>117/8 <td>47/8 <td>S410MR08409 </td></td></td></td>	850 <td>117/8 <td>47/8 <td>S410MR08409 </td></td></td>	117/8 <td>47/8 <td>S410MR08409 </td></td>	47/8 <td>S410MR08409 </td>	S410MR08409
	8 <td>3 <td>900 <td>117/8 <td>47/8 <td>S410MR08509 </td></td></td></td></td>	3 <td>900 <td>117/8 <td>47/8 <td>S410MR08509 </td></td></td></td>	900 <td>117/8 <td>47/8 <td>S410MR08509 </td></td></td>	117/8 <td>47/8 <td>S410MR08509 </td></td>	47/8 <td>S410MR08509 </td>	S410MR08509
	10 <td>2 1/2 <td>950 <td>14</td> <td>47/8 <td>S410MR10409 </td></td></td></td>	2 1/2 <td>950 <td>14</td> <td>47/8 <td>S410MR10409 </td></td></td>	950 <td>14</td> <td>47/8 <td>S410MR10409 </td></td>	14	47/8 <td>S410MR10409 </td>	S410MR10409
	10 <td>2 1/2** <td>1500 <td>14</td> <td>47/8 <td>S410MH10409 </td></td></td></td>	2 1/2** <td>1500 <td>14</td> <td>47/8 <td>S410MH10409 </td></td></td>	1500 <td>14</td> <td>47/8 <td>S410MH10409 </td></td>	14	47/8 <td>S410MH10409 </td>	S410MH10409
	10 <td>3 <td>1000 <td>14</td> <td>47/8 <td>S410MR10509 </td></td></td></td>	3 <td>1000 <td>14</td> <td>47/8 <td>S410MR10509 </td></td></td>	1000 <td>14</td> <td>47/8 <td>S410MR10509 </td></td>	14	47/8 <td>S410MR10509 </td>	S410MR10509
	10 <td>3** <td>1800 <td>14</td> <td>47/8 <td>S410MH10509 </td></td></td></td>	3** <td>1800 <td>14</td> <td>47/8 <td>S410MH10509 </td></td></td>	1800 <td>14</td> <td>47/8 <td>S410MH10509 </td></td>	14	47/8 <td>S410MH10509 </td>	S410MH10509
	12 <td>2 1/2 <td>950 <td>16</td> <td>5 11/16 <td>S410MR12409 </td></td></td></td>	2 1/2 <td>950 <td>16</td> <td>5 11/16 <td>S410MR12409 </td></td></td>	950 <td>16</td> <td>5 11/16 <td>S410MR12409 </td></td>	16	5 11/16 <td>S410MR12409 </td>	S410MR12409
	12 <td>2 1/2** <td>1700 <td>16</td> <td>5 11/16 <td>S410MH12409 </td></td></td></td>	2 1/2** <td>1700 <td>16</td> <td>5 11/16 <td>S410MH12409 </td></td></td>	1700 <td>16</td> <td>5 11/16 <td>S410MH12409 </td></td>	16	5 11/16 <td>S410MH12409 </td>	S410MH12409
	12 <td>3 <td>1200 <td>16</td> <td>5 11/16 <td>S410MR12509 </td></td></td></td>	3 <td>1200 <td>16</td> <td>5 11/16 <td>S410MR12509 </td></td></td>	1200 <td>16</td> <td>5 11/16 <td>S410MR12509 </td></td>	16	5 11/16 <td>S410MR12509 </td>	S410MR12509

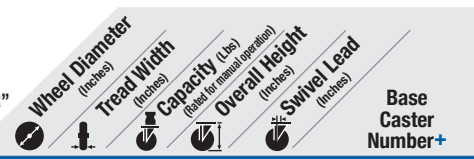
*Roller (01) bearings available. To order change "09" to "01".

Example: S410MR10401.

**Heavy-duty MH version of wheel.

Continue on next page >>

+ For swivel models add "S", for rigid model add "R" to end of base caster number.



Aubin Industries Swivel-EAZ® Crown Tread (28 Prec. Ball Bearing)

EY	Wheel Diameter (inches)	Tread Width (inches)	Capacity (lbs) (rated for manual operation)	Overall Height (inches)	Swivel Lead (inches)	Base Caster Number+
	6	3	2137	10 ⁷ / ₈	4 ⁷ / ₈	S410EY06528
	8	3	3000	11 ⁷ / ₈	4 ⁷ / ₈	S410EY08528

Standard durometer 95 Shore A. Other durometers available.



Aubin Industries Swivel-EAZ® Flat Tread (28 Prec. Ball Bearing)

EZ	Wheel Diameter (inches)	Tread Width (inches)	Capacity (lbs) (rated for manual operation)	Overall Height (inches)	Swivel Lead (inches)	Base Caster Number+
	6	3	2850	10 ⁷ / ₈	4 ⁷ / ₈	S410EZ06528
	8	3	3000	11 ⁷ / ₈	4 ⁷ / ₈	S410EZ08528
	10	3	3000	14	4 ⁷ / ₈	S410EZ10528

Standard durometer 95 Shore A. Other durometers available.



Polyurethane on Heavy Duty Cast Iron (28 Precision Ball Bearing)*

PF	Wheel Diameter (inches)	Tread Width (inches)	Capacity (lbs) (rated for manual operation)	Overall Height (inches)	Swivel Lead (inches)	Base Caster Number+
	6	2 ¹ / ₂	2900	10 ⁷ / ₈	4 ⁷ / ₈	S410PF06428
	8	2 ¹ / ₂	3000	11 ⁷ / ₈	4 ⁷ / ₈	S410PF08428
	8	3	3000	11 ⁷ / ₈	4 ⁷ / ₈	S410PF08528
	10	3	3000	14	4 ⁷ / ₈	S410PF10528

95 Shore A

*Tapered Roller (09) bearings available. To order change "28" to "09". Example: S410PF10509.



Polyurethane Reactive on Iron (28 Precision Ball Bearing)*

PR	Wheel Diameter (inches)	Tread Width (inches)	Capacity (lbs) (rated for manual operation)	Overall Height (inches)	Swivel Lead (inches)	Base Caster Number+
	10	3	2400	14	4 ⁷ / ₈	S410PR10528
	12	3	2800	16	5 ¹¹ / ₁₆	S410PR12528

80 Shore A

*Tapered Roller (09) bearings available. To order change "28" to "09". Example: S410PR10509.



Vulkollan on Cast Iron (09 Tapered Roller Bearing)*

VY	Wheel Diameter (inches)	Tread Width (inches)	Capacity (lbs) (rated for manual operation)	Overall Height (inches)	Swivel Lead (inches)	Base Caster Number+
	6	2 ¹ / ₂	2350	10 ⁷ / ₈	4 ⁷ / ₈	S410VY06409
	8	2 ¹ / ₂	2900	11 ⁷ / ₈	4 ⁷ / ₈	S410VY08409
	8	3	3000	11 ⁷ / ₈	4 ⁷ / ₈	S410VY08509
	10	3	3000	14	4 ⁷ / ₈	S410VY10509

*Roller (01) bearings available. To order change "09" to "01". Example: S410VY10501.



Thick Tread Vulkollan on Cast Iron (09 Tapered Roller Bearing)*

VX	Wheel Diameter (inches)	Tread Width (inches)	Capacity (lbs) (rated for manual operation)	Overall Height (inches)	Swivel Lead (inches)	Base Caster Number+
	6	3	3000	10 ⁷ / ₈	4 ⁷ / ₈	S410VX06509
	8	3	3000	11 ⁷ / ₈	4 ⁷ / ₈	S410VX08509
	10	3	3000	14	4 ⁷ / ₈	S410VX10509

*Roller (01) bearings available. To order change "09" to "01". Example: S410VX10501.



X-treme Plus Solid Polyurethane (28 Precision Ball Bearing)

XP	Wheel Diameter (inches)	Tread Width (inches)	Capacity (lbs) (rated for manual operation)	Overall Height (inches)	Swivel Lead (inches)	Base Caster Number+
	8	2 ¹ / ₂	2000	11 ⁷ / ₈	4 ⁷ / ₈	S410XP08428
	8	3	2000	11 ⁷ / ₈	4 ⁷ / ₈	S410XP08528
	10	2 ¹ / ₂	2500	14	4 ⁷ / ₈	S410XP10428
	10	3	2500	14	4 ⁷ / ₈	S410XP10528



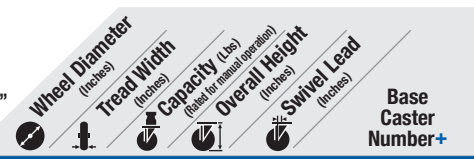
Phenolic (01 Roller Bearing)*

TM	Wheel Diameter (inches)	Tread Width (inches)	Capacity (lbs) (rated for manual operation)	Overall Height (inches)	Swivel Lead (inches)	Base Caster Number+
	6	2 ¹ / ₂	1600	10 ⁷ / ₈	4 ⁷ / ₈	S410TM06401
	6	3	2000	10 ⁷ / ₈	4 ⁷ / ₈	S410TM06501
	8	2 ¹ / ₂	2000	11 ⁷ / ₈	4 ⁷ / ₈	S410TM08401
	8	3	2500	11 ⁷ / ₈	4 ⁷ / ₈	S410TM08501
	10	2 ¹ / ₂	2500	14	4 ⁷ / ₈	S410TM10401
	10	3	2900	14	4 ⁷ / ₈	S410TM10501
	12	2 ¹ / ₂	3000	16	5 ¹¹ / ₁₆	S410TM12401
	12	3	3000	16	5 ¹¹ / ₁₆	S410TM12501

*Tapered Roller (09) bearings available. To order change "01" to "09". Example: S410TM10409.



+ For swivel models add "S", for rigid model add "R" to end of base caster number.



Trionix™ High Impact Polymer (28 Precision Ball Bearing)

NX	Wheel Diameter (inches)	Tread Width (inches)	Capacity (lbs) (rated for manual operation)	Overall Height (inches)	Swivel Lead (inches)	Base Caster Number+
	6	2 ¹ / ₂	3000	10 ⁷ / ₈	4 ⁷ / ₈	S410NX06428
	6	3	3000	10 ⁷ / ₈	4 ⁷ / ₈	S410NX06528
	8	2 ¹ / ₂	3000	11 ⁷ / ₈	4 ⁷ / ₈	S410NX08428
	8	3	3000	11 ⁷ / ₈	4 ⁷ / ₈	S410NX08528
	10	2 ¹ / ₂	3000	14	4 ⁷ / ₈	S410NX10428
	10	3	3000	14	4 ⁷ / ₈	S410NX10528



Cast Iron (01 Roller Bearing)*

CA	Wheel Diameter (inches)	Tread Width (inches)	Capacity (lbs) (rated for manual operation)	Overall Height (inches)	Swivel Lead (inches)	Base Caster Number+
	6	2 ¹ / ₂	2300	10 ⁷ / ₈	4 ⁷ / ₈	S410CA06401
	6	3	2800	10 ⁷ / ₈	4 ⁷ / ₈	S410CA06501
	8	2 ¹ / ₂	2300	11 ⁷ / ₈	4 ⁷ / ₈	S410CA08401
	8	3	2800	11 ⁷ / ₈	4 ⁷ / ₈	S410CA08501
	10	2 ¹ / ₂	2300	14	4 ⁷ / ₈	S410CA10401
	10	3	2800	14	4 ⁷ / ₈	S410CA10501
	12	3	2800	16	5 ¹¹ / ₁₆	S410CA12501

*Tapered Roller (09) bearings available. To order change "01" to "09". Example: S410CA10409.



V-Groove Cast Iron (01 Roller Bearing)*

VG/VF	Wheel Diameter (inches)	Tread Width (inches)	Capacity (lbs) (rated for manual operation)	Overall Height (inches)	Swivel Lead (inches)	Base Caster Number+
	6	2 ¹ / ₂	2500	10 ⁷ / ₈	4 ⁷ / ₈	S410VG06401
	8	2 ¹ / ₂	2500	11 ⁷ / ₈	4 ⁷ / ₈	S410VG08401
	8	3	2500	11 ⁷ / ₈	4 ⁷ / ₈	S410VG08501
	10	3	3000	14	4 ⁷ / ₈	S410VG10501

V-Groove Drop Forged Steel (01 Roller Bearing)

	8	3	3000	11 ⁷ / ₈	4 ⁷ / ₈	S410VF08501
--	---	---	------	--------------------------------	-------------------------------	-------------

*Tapered Roller (09) bearings available. To order change "01" to "09". Example: S410VG10409.



Drop Forged Steel (01 Roller Bearing)*

FS	Wheel Diameter (inches)	Tread Width (inches)	Capacity (lbs) (rated for manual operation)	Overall Height (inches)	Swivel Lead (inches)	Base Caster Number+
	6	2 ¹ / ₂	3000	10 ⁷ / ₈	4 ⁷ / ₈	S410FS06401
	8	2 ¹ / ₂	3000	11 ⁷ / ₈	4 ⁷ / ₈	S410FS08401
	8	3	3000	11 ⁷ / ₈	4 ⁷ / ₈	S410FS08501
	10	3	3000	14	4 ⁷ / ₈	S410FS10501

*Tapered Roller (09) bearings available. To order change "01" to "09". Example: S410FS10509.



Ductile Iron Crowned Tread (01 Roller Bearing)*

FR	Wheel Diameter (inches)	Tread Width (inches)	Capacity (lbs) (rated for manual operation)	Overall Height (inches)	Swivel Lead (inches)	Base Caster Number+
	6	2 ¹ / ₂	3000	10 ⁷ / ₈	4 ⁷ / ₈	S410FR06401
	6	3	3000	10 ⁷ / ₈	4 ⁷ / ₈	S410FR06501
	8	3	3000	11 ⁷ / ₈	4 ⁷ / ₈	S410FR08501
	10	3	3000	14	4 ⁷ / ₈	S410FR10501

*Tapered Roller (09) bearings available. To order change "01" to "09". Example: S410FR08509.



Ductile Iron Flat Tread (01 Roller Bearing)*

FM	Wheel Diameter (inches)	Tread Width (inches)	Capacity (lbs) (rated for manual operation)	Overall Height (inches)	Swivel Lead (inches)	Base Caster Number+
	6	2 ¹ / ₂	3000	10 ⁷ / ₈	4 ⁷ / ₈	S410FM06401
	6	3	3000	10 ⁷ / ₈	4 ⁷ / ₈	S410FM06501
	8	3	3000	11 ⁷ / ₈	4 ⁷ / ₈	S410FM08501
	10	3	3000	14	4 ⁷ / ₈	S410FM10501

*Tapered Roller (09) bearings available. To order change "01" to "09". Example: S410FM08509.



Ductile Iron V-Groove Tread (01 Roller Bearing)*

VM	Wheel Diameter (inches)	Tread Width (inches)	Capacity (lbs) (rated for manual operation)	Overall Height (inches)	Swivel Lead (inches)	Base Caster Number+
	6	2 ¹ / ₂	3000	10 ⁷ / ₈	4 ⁷ / ₈	S410VM06401
	6	3	3000	10 ⁷ / ₈	4 ⁷ / ₈	S410VM06501
	8	3	3000	11 ⁷ / ₈	4 ⁷ / ₈	S410VM08501
	10	3	3000	14	4 ⁷ / ₈	S410VM10501

*Tapered Roller (09) bearings available. To order change "01" to "09". Example: S410VM08509.

