

Softech



Features

- Soft 70-75/A durometer tread constructed of high-tech thermoplastic elastomer
- High load ratings
- Quiet mobility
- Riveted axle for positive wheel retention
- Floor protective and non-marking

Applications

- Store Fixtures
- Electronic Equipment
- Audio/Visual Equipment
- Furniture
- Medical Equipment

Options

- **Brake** available for all models; see chart for ordering details.



Finish Options



Black



Grey



Special Feature Selection

Softech MRI Conditional

Rated MRI Conditional for use in MRI examination rooms. Available on 50mm, 60mm and 75mm models. To order add **MR** at end of model. Example: PSF50651GR-**MR**

For brake models add **MRB** at end of model. Example: PSF50651GR-**MRB**

Softech EZ-Clean

Innovative design allows you to remove the axle caps so you can disassemble a nut and bolt axle to clean the caster from any entangling debris. Ideal for shower chair applications and other applications requiring frequent cleaning to prolong caster life. Minimum order quantities may apply.

Socket Options



Shepherd has many solutions to help you mount your casters to your equipment quickly and easily. See pages 56-57 for more information.



Connects casters to wood



Connects casters to round tubes



Connects casters to square tubes



Weldable caster mount



Metal T nut



Connect casters to PVC pipe legs



Connect casters to threaded pipes



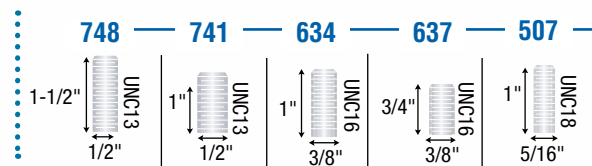
Corner brackets



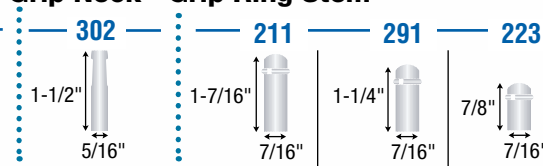
Wheel Diameter (mm)	Mounting Height (Inches)	Swivel Radius (Inches)	Tread Material	Finish Type	Dynamic Load (Pounds)	Base Model # (Add fastening code)	Brake Base Model # (Add fastening code)	Fastening Selection*
50mm	Stem: 2-1/4" Plate: 2-3/8"	1-13/16" Brake: 2-3/8"	Thermoplastic Elastomer	Black Body/Black Tread	75	PSF50___BK	PSF50___BK-B	Threaded: 507, 637, 634, 651 Grip Neck: 302 Grip Ring: 223, 211, 273, 202 Plate: 101
				Grey Body/Dark Grey Tread	75	PSF50___GR	PSF50___GR-B	
60mm	Stem: 2-5/8" Plate: 2-3/4"	2-1/16" Brake: 2-1/2"	Thermoplastic Elastomer	Black Body/Black Tread	100	PSF60___BK	PSF60___BK-B	Threaded: 507, 637, 634, 651 Grip Neck: 302 Grip Ring: 223, 211, 273, 202 Plate: 101
				Grey Body/Dark Grey Tread	100	PSF60___GR	PSF60___GR-B	
75mm	Threaded: 3-1/4" Grip Neck/Ring: 3-3/16" Plate: 3-1/2"	2-1/2" Brake: 3-3/16"	Thermoplastic Elastomer	Black Body/Black Tread	165	PSF75___BK	PSF75___BK-B	Threaded: 507, 637, 634, 741, 748, 651 Grip Neck: 302 Grip Ring: 223, 291, 211, 273, 202 Plate: 101, 116, 120
				Grey Body/Dark Grey Tread	165	PSF75___GR	PSF75___GR-B	
100mm	Threaded: 4-3/8" Grip Ring: 4-5/16" Plate: 4-5/8"	3-5/8" Brake: 4-1/2"	Thermoplastic Elastomer	Black Body/Black Tread	225	PSF100___BK	PSF100___BK-B	Threaded: 637, 634, 741, 748 Grip Ring: 223, 291, 211 Plate: 116, 120
				Grey Body/Dark Grey Tread	225	PSF100___GR	PSF100___GR-B	
125mm	Threaded: 5-7/16" Grip Ring: 5-5/16" Plate: 5-5/8"	4-1/2" Brake: 5-1/8"	Thermoplastic Elastomer	Black Body/Black Tread	225	PSF125___BK	PSF125___BK-B	Threaded: 741, 748 Grip Ring: 291, 211 Plate: 116, 120
				Grey Body/Dark Grey Tread	225	PSF125___GR	PSF125___GR-B	

*To order, include **blue** fastener code in **Base Model Number**. Example: PSF50**507**BK

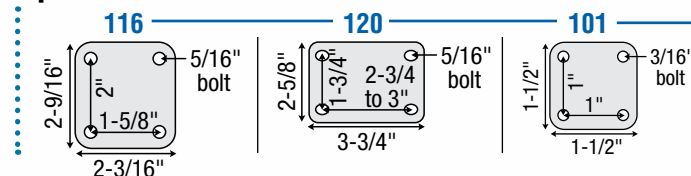
Threaded Stem




Grip Neck Grip Ring Stem



Top Plate



MRI Only Stems



Available on 50mm, 60mm, and 75mm models only. To order, add in special **MRI** fastening code plus **[-MR]** to end of model number for swivels, and **[-MRB]** for brake models. Examples: PSF50651GR-MR and PSF50651GR-MRB.



Threaded Stem



Grip Neck Stem



Grip Ring Stem



Swivel Top Plate