

# Source II Hooded

## Features

- Designed for economical twin wheel mobility solutions
- All nylon construction
- Steel axle and fastening

## Applications

- Store Fixtures
- Furniture
- Display Units
- Utility Carts
- Office Equipment
- Medical Equipment

## Options

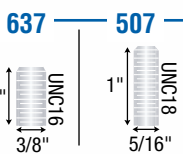
- **Brake** available on all models.



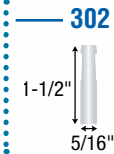
Wheel Diameter (mm)	Mounting Height (Inches)	Swivel Radius (Inches)	Tread Material	Finish Type	Dynamic Load (Pounds)	Base Model # (Add fastener code)	Brake Model # (Add fastener code)	Fastening Selection*
40mm	Stem: 2" Plate: 2-1/4"	1-11/16" Brake: 1-15/16"	Nylon	Black	40	PTW40___BK	PTW40___BK-B	Threaded: 637, 507 Grip Neck: 302 Grip Ring: 223 Plate: 101, 113
50mm	Stem: 2-3/8" Plate: 2-5/8"	2" Brake: 2-7/16"	Nylon	Black	75	PTW50___BK	PTW50___BK-B	Threaded: 637, 507 Grip Neck: 302 Grip Ring: 223, 222, 211 Plate: 101, 113
60mm	Stem: 2-3/4" Plate: 3"	2-1/4" Brake: 2-7/8"	Nylon	Black	100	PTW60___BK	PTW60___BK-B	Threaded: 637, 507 Grip Neck: 302 Grip Ring: 223, 211 Plate: 101, 113

\*To order, include **blue** fastener code in **Base Model Number**. Example: PPA50**507**BC

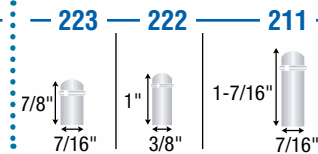
### Threaded Stem



### Grip Neck

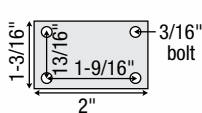


### Grip Ring Stem

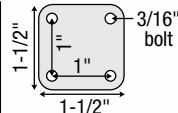


### Top Plate

113



101



## Socket Options

Shepherd has many solutions to help you mount your casters to your equipment quickly and easily. See pages 56-57 for more information.



Threaded Stem



Grip Neck Stem



Grip Ring Stem



Swivel Top Plate

