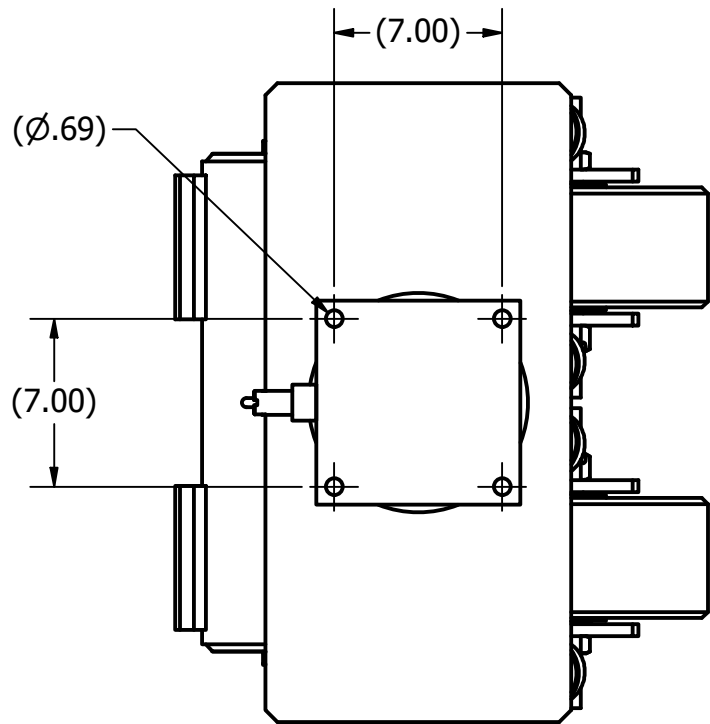
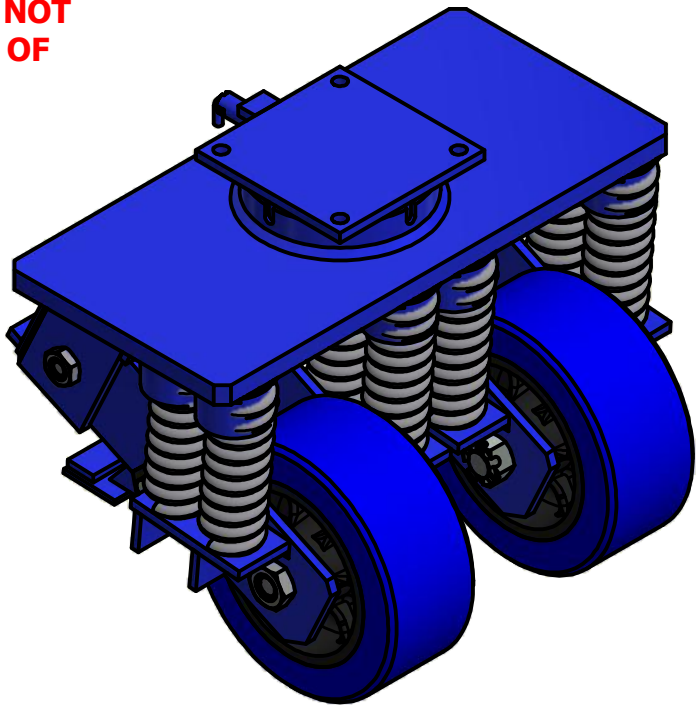
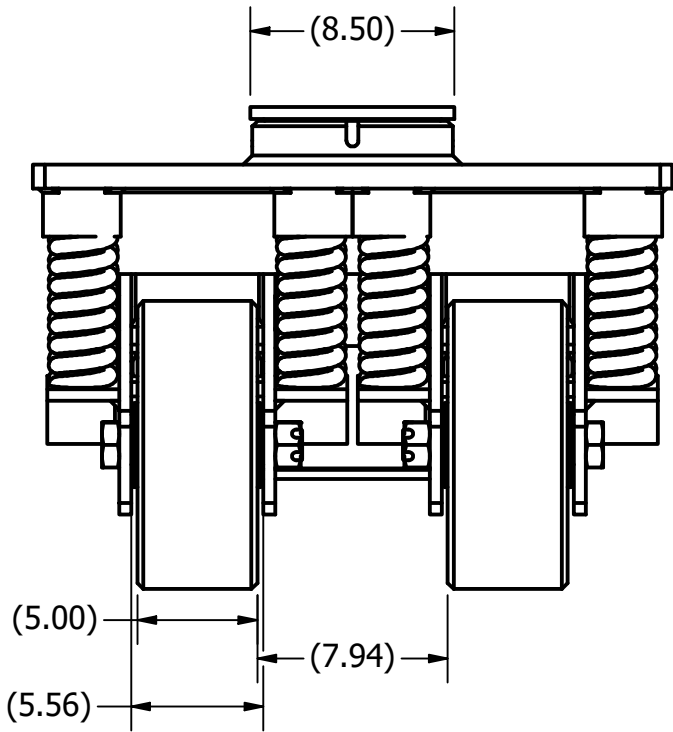
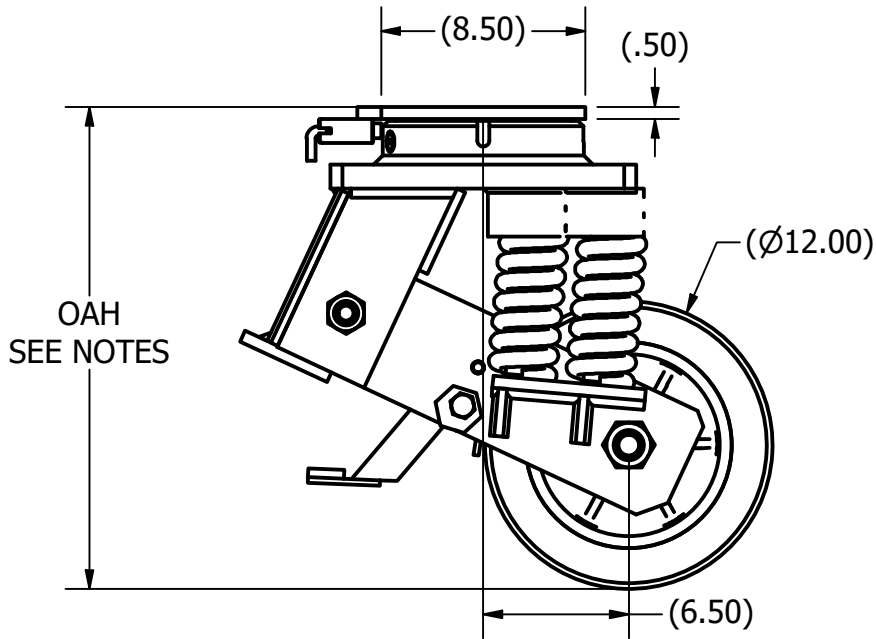


REVISION HISTORY					
REV	BY	CHK	C.R. No.	DATE	DESCRIPTION
A	ML	CLT		6/19/2020	INITIAL RELEASE

CONFIDENTIAL: DRAWING IS PROPRIETARY TO RWM CASTERS AND MAY NOT BE REPRODUCED OR RETRANSMITTED WITHOUT THE WRITTEN CONSENT OF RWM CASTERS.



OAH:
UNLOADED 20.00±0.12
AT 10,000 LBS 19.25±0.12
AT MAX LOAD 18.50±0.12

NOTES:
1. BREAK SHARP EDGES AND REMOVE ALL BURRS.
2. ALL DIMENSIONS IN () ARE REFERENCE.
3. ALL DIMENSIONS ARE IN INCHES.
4. FINISH = 125 RMS (MIN) UNLESS OTHERWISE NOTED.

THIS DRAWING CONTAINS INFORMATION DEEMED PROPRIETARY TO RWM CASTERS CO., AND IS TO BE USED ONLY FOR THE PURPOSE FOR WHICH IT IS SUBMITTED, AND FURTHER SHALL NOT BE COPIED IN WHOLE OR IN PART WITHOUT WRITTEN PERMISSION FIRST OBTAINED FROM RWM CASTERS COMPANY. © R.W.M. 2008						
DRAWN BY:		ML	6/19/2020	RWM CASTERS 1225 Isley Road, P.O Box 668, Gastonia, NC 28053 Phone: 1-800-634-7704, Fax: 1-800-253-6634		
CHECKED BY:		CLT	6/19/2020			
MATL.:		.				
WEIGHT				RSTNW20009		
UNLESS OTHERWISE SPECIFIED 0.XXX± 0.005 0.XX± 0.03 ANG.± 1'				SIZE B	DWG NO RSTNW20009	REV A
				[SHEET] OF []		